




Bottom of the Flower Pot purse 4"x5 1/2" ~ Cut 1




Base of the flower pot purse 4 1/2"x6" cut 1




Side panels of the flower pot purse ~ 7"x6"x5 1/2"
cut 2




Mats for inside and outside ~ cut 2 for inside and 2 for outside ~ overall size is 6 7/8"x5 7/8"x5 3/8" you may need to trim them down depending on how you put your chiboard together




End panels of the flower pot purse ~ 5 1/4"x-
6"x4"











Mats for inside and outside ~ cut 2 for inside and 2 for outside ~ overall size is 5"x5 7/8"x4 7/8" you may need to trim them down depending on how you put your chiboard together



stackable flowers





foliage

